

GAA

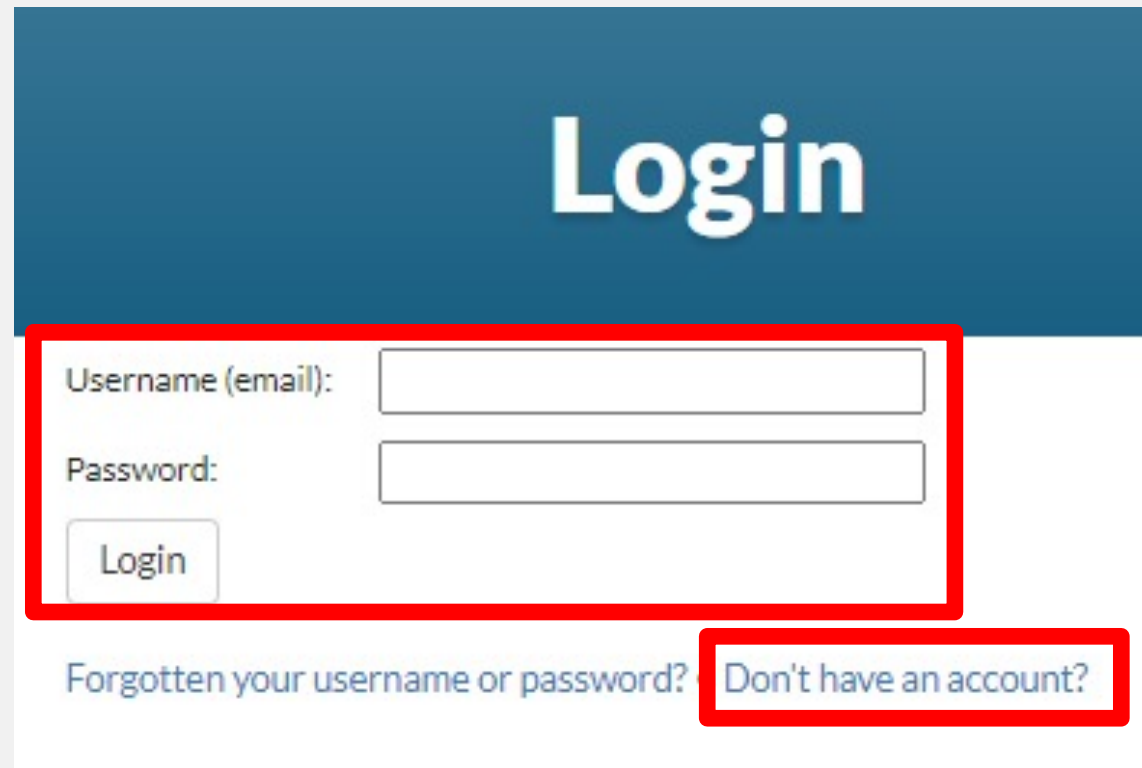
gpa



Anti-Doping eLearning Course 2022/23

Step 1

- Go to: [https:// learning.gaa.ie/login](https://learning.gaa.ie/login)
 - Log in to your existing account
- OR
- Use the '*Don't have an account?*' button to create a new account



Username (email):

Password:

Login

Forgotten your username or password? [Don't have an account?](#)

Step 2

- Once you have successfully logged in, the Anti-Doping Course can be directly accessed at:
<https://learning.gaa.ie/lms/enrol/index.php?id=13043>
- Enter your respective Enrolment Key and click '*Enrol me*'

Enrolment Keys

Male Players

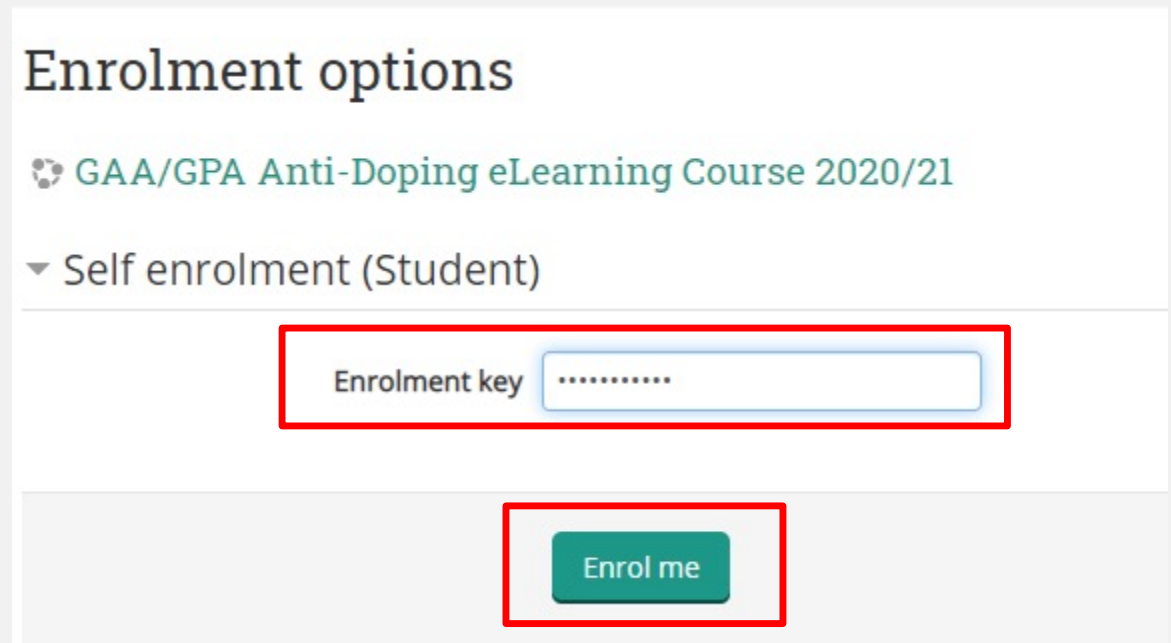
GAA Football: AntiDopGAAF23

GAA Hurling: AntiDopGAAH23


Female Players

Camogie: AntiDopCAM23

LGFA: AntiDopLGFA23



Enrolment options

 GAA/GPA Anti-Doping eLearning Course 2020/21

▼ Self enrolment (Student)

Enrolment key

Step 3

- Once you have successfully enrolled, you will be brought to the Course home page:

GAA/GPA Anti-Doping eLearning Course 2020/21



Personal Information

You **must** complete this section before taking your course.

 Profile Information Completion

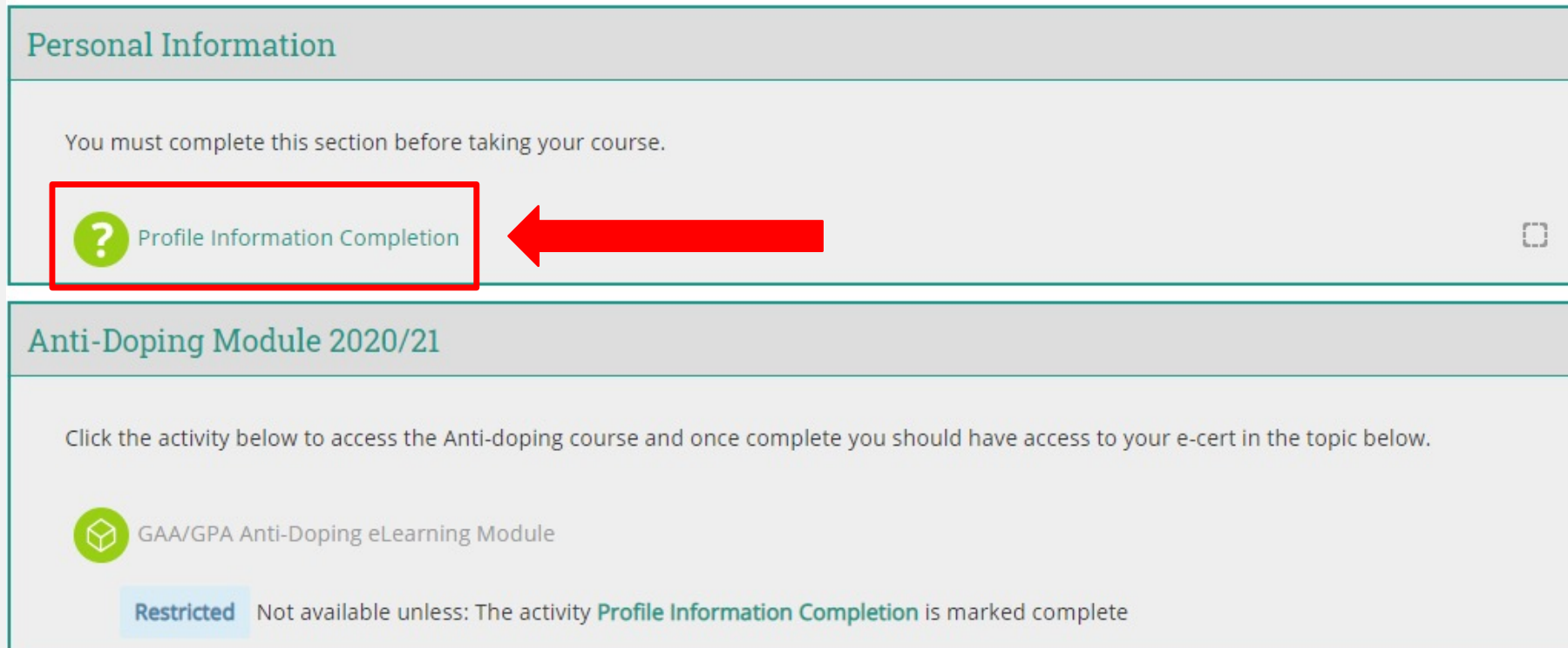
Anti-Doping Module 2020/21

Click the activity below to access the Anti-doping course and once complete you should have access to your e-cert in the topic below.

 GAA/GPA Anti-Doping eLearning Module

Step 4

- You must first click into ***'Profile Information Completion'***
- **You will not be able to access the course until you complete this step**



The screenshot displays a user interface with two main sections. The top section, titled "Personal Information", contains a message: "You must complete this section before taking your course." Below this message is a list item "Profile Information Completion" which is highlighted with a red box and a red arrow pointing to it. The bottom section, titled "Anti-Doping Module 2020/21", contains a message: "Click the activity below to access the Anti-doping course and once complete you should have access to your e-cert in the topic below." Below this message is an activity card for "GAA/GPA Anti-Doping eLearning Module". At the bottom of this card, a blue "Restricted" label is followed by the text: "Not available unless: The activity Profile Information Completion is marked complete".

Personal Information

You must complete this section before taking your course.

? Profile Information Completion

Anti-Doping Module 2020/21

Click the activity below to access the Anti-doping course and once complete you should have access to your e-cert in the topic below.

GAA/GPA Anti-Doping eLearning Module

Restricted Not available unless: The activity **Profile Information Completion** is marked complete

Step 5

- Having clicked on '**Profile Information Completion**' you will be brought to the page below.
- **Please read this page in full**

Profile Information Completion

Separate groups: All participants

PLEASE READ BELOW INFORMATION IN FULL:

In order to be registered as having successfully completed the Anti-Doping course you **MUST** ensure that two pieces of **MANDATORY INFORMATION** are provided in your User Profile before you begin the course.

- 1) A new profile field has been added for '**Inter County Players only**' within which you must select your **County** and **Code**.
- 2) You are also required to ensure that your **postal address is up to date and accurate**.

You can edit your profile by clicking [HERE](#)

Step by step guide for updating your profiling and commencing the course:

- **Postal Address information** can be viewed and edited **just below your name and email address**.
- Entering your **County and Code** within the field for '**Inter County Players only**' **is located at the bottom of your profile page**.
- To save the changes made to your profile simply click on '**Update Profile**', then close the popup window and return to this page.
- Finally, tick the box below that states '**I have updated my profile**' and click '**Save my choice**'.
- Once you have done this please **click here to return and begin the course**.

Your selection: I have updated my profile

I have updated my profile

Step 6

- You **must** click through and edit your profile to:
 1. Provide an accurate and up to date Postal Address
 2. Nominate your County and Code

Profile Information Completion

Separate groups: All participants

PLEASE READ BELOW INFORMATION IN FULL:

In order to be registered as having successfully completed the Anti-Doping course you **MUST** ensure that two pieces of **MANDATORY INFORMATION** are provided in your User Profile before you begin the course.

- 1) A new profile field has been added for '*Inter County Players only*' within which you must select your **County and Code**.
- 2) You are also required to ensure that your **postal address is up to date and accurate**.

You can edit your profile by clicking [HERE](#)

Click to open up a new window which contains your User Profile

Step by step guide for updating your profiling and commencing the course:

- **Postal Address information** can be viewed and edited **just below your name and email address**.
- Entering your **County and Code** within the field for '*Inter County Players only*' is located at the **bottom of your profile page**.
- To save the changes made to your profile simply click on '**Update Profile**', then close the popup window and return to this page.
- Finally, tick the box below that states '**I have updated my profile**' and click '**Save my choice**'.
- Once you have done this please **click here to return and begin the course**.

Your selection: I have updated my profile

I have updated my profile

Step 7

- A new window will pop-up for the player when they click to edit their profile in Step 5.
- Complete Steps (1) and (2) as outlined below

Kevin Leahy

Timezone Server timezone (Europe/Dublin) ▾

ONLY Fields in Red Required

General

First name *

Surname *

Email address *

Email display Hide my email address from everyone ▾

Address *

Address 2

Address 3

City/town *

County (Country region if not Ireland) ▾

Select a country * Ireland ▾

Postcode - leave blank for Ireland

Timezone Server timezone (Europe/Dublin) ▾

(1) Ensure that your postal address is accurate

User picture

Other fields

Association

Affiliation

Role

(2) Scroll to the bottom of your profile page to nominate your County and Code before clicking on 'Update Profile'

County Team/Code (Inter-county players only)

Inter-County Team & Code Dublin Football ▾

Update profile

Step 8

- After you have edited your profile update, you can close that window to return to the screen below
- Follow steps (1) and (2) below

Profile Information Completion

Separate groups: All participants

PLEASE READ BELOW INFORMATION IN FULL:

In order to be registered as having successfully completed the Anti-Doping course you **MUST** ensure that two pieces of **MANDATORY INFORMATION** are provided in your User Profile before you begin the course.

- 1) A new profile field has been added for '*Inter County Players only*' within which you must select your **County** and **Code**.
- 2) You are also required to ensure that your **postal address is up to date and accurate**.

You can edit your profile by clicking [HERE](#)

Step by step guide for updating your profiling and commencing the course:

- **Postal Address information** can be viewed and edited just below your name and email address.
- Entering your **County and Code** within the field for '*Inter County Players only*' is located at the bottom of your profile page.
- To save the changes made to your profile simply click on '**Update Profile**', then close the popup window and return to this page.
- Finally, tick the box below that states '**I have updated my profile**' and click '**Save my choice**'.
- Once you have done this please [click here to return and begin the course](#).

(2) Then Click here

Your selection: I have updated my profile

I have updated my profile

Save my choice

Remove my choice


(1) Click 'I have updated my profile' followed by 'Save my choice'

Step 9

- The box beside '*Profile Information Completion*' should now be ticked
- You can now enter the course by clicking on '*GAA/GPA Anti-Doping eLearning Module*'


Personal Information

You **must** complete this section before taking your course.

 Profile Information Completion

Anti-Doping Module 2020/21

Click the activity below to access the Anti-doping course and once complete you should have access to your e-cert in the topic below.

 GAA/GPA Anti-Doping eLearning Module


(1) Click to begin course – the course will open in a new pop up window

Step 10

- After you have fully completed the Course, close the window and return to the Course home page to download your Certificate of Completion


Personal Information

You **must** complete this section before taking your course.

 Profile Information Completion

Anti-Doping Module 2020/21


Click the activity below to access the Anti-doping course and once complete you should have access to your e-cert in the topic below.

 GAA/GPA Anti-Doping eLearning Module

Restricted Not available unless: The activity **Profile Information Completion** is marked complete

Certificate

Once you have successfully completed the Anti-doping course above, your e-cert will be available here for download or email.

 GAA/GPA Anti-Doping Completion Certificate 2020/21

Restricted Not available unless: The activity **GAA/GPA Anti-Doping eLearning Module** is marked complete

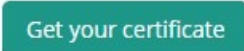
 **(1) Click here**

Summary of previously received certificates

Issued

Thursday, 29 October 2020, 10:41 AM



Click the button below and your certificate will be sent to you as an email attachment.




(2) Generate your Certificate

Certificate



 **Anti-Doping**
AWARENESS PROGRAMME 

CERTIFICATE OF COMPLETION
Teastas críochnaithe

This is to certify that

has successfully completed the

**GAA Senior Inter-county Anti-doping
eLearning Course**

Date _____