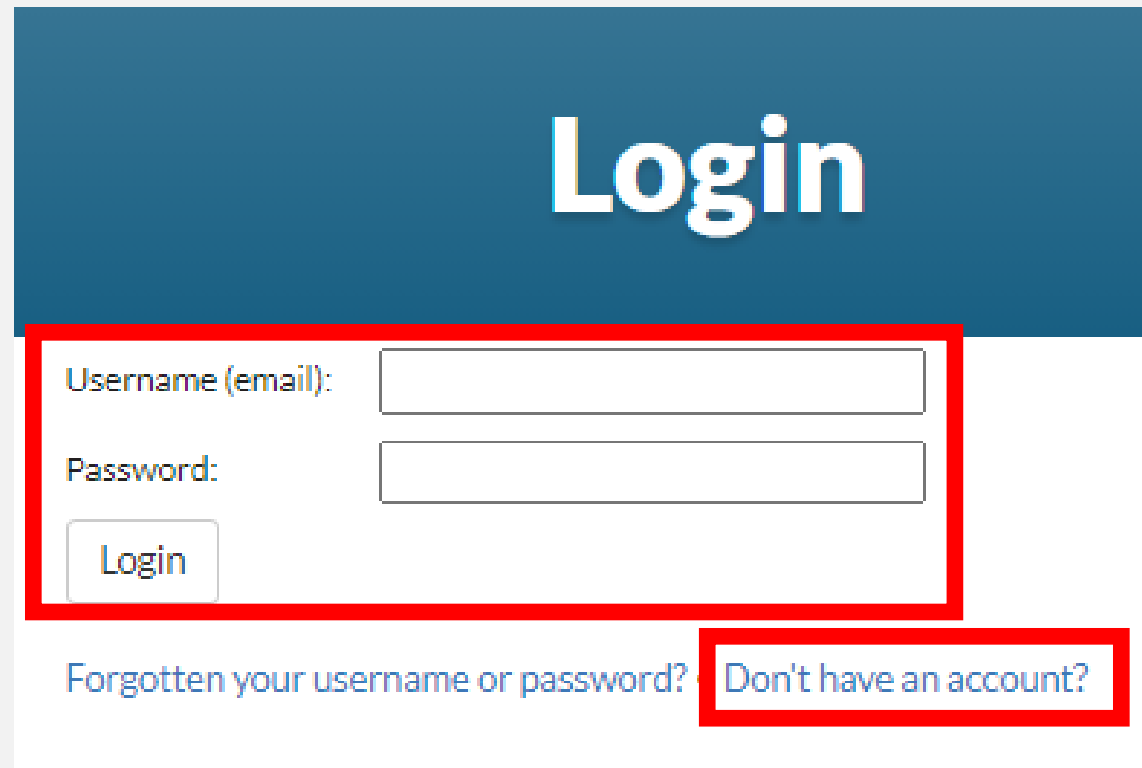




Anti-Doping eLearning Course 2020/21

# Step 1

- Go to: <https://learning.gaa.ie/login>
  - Log in to your existing account
- OR
- Use the *'Don't have an account?'* button to create a new account



**Login**

Username (email):

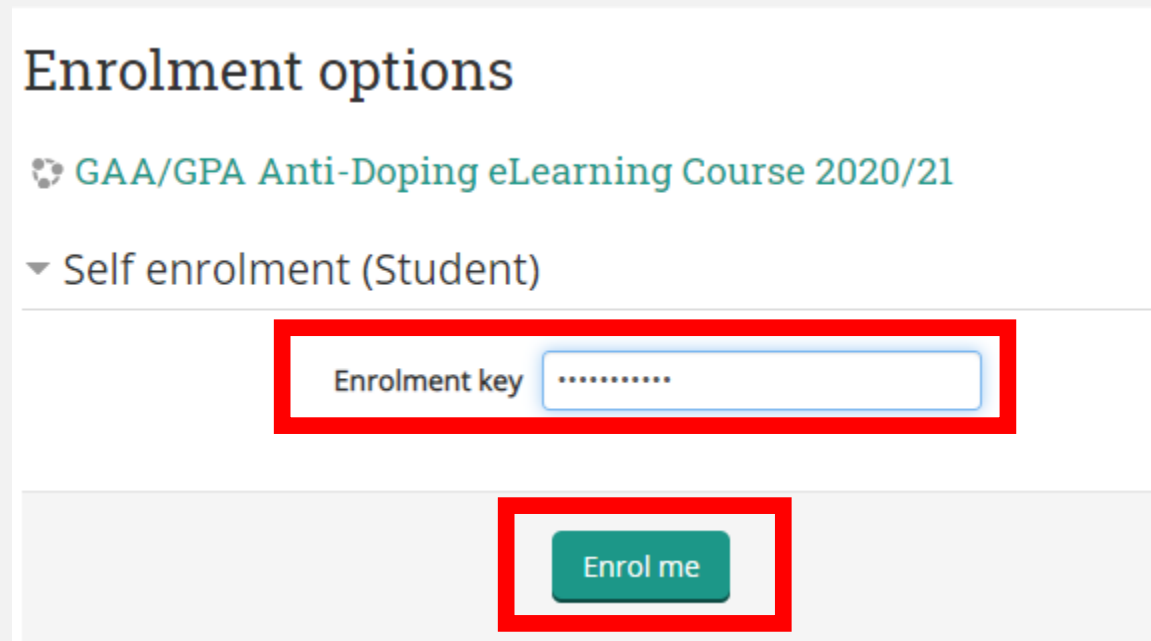
Password:

Login

Forgotten your username or password? [Don't have an account?](#)

# Step 2

- Once you have successfully logged in, the Anti-Doping Course can be directly accessed at: <https://learning.gaa.ie/lms/course/view.php?id=8268>
- Enter 'cleansport' as the Enrolment Key and click '*Enrol me*'

A screenshot of a web page titled 'Enrolment options'. The page shows the course name 'GAA/GPA Anti-Doping eLearning Course 2020/21' and a dropdown menu for 'Self enrolment (Student)'. Below this, there is a text input field labeled 'Enrolment key' with a red border, containing several dots. Below the input field is a green button labeled 'Enrol me', also with a red border.

Enrolment options

GAA/GPA Anti-Doping eLearning Course 2020/21

▼ Self enrolment (Student)

Enrolment key

Enrol me

# Step 3


- Once you have successfully enrolled, you will be brought to the Course home page:

GAA/GPA Anti-Doping eLearning Course 2020/21




Personal Information

You **must** complete this section before taking your course.

 Profile Information Completion

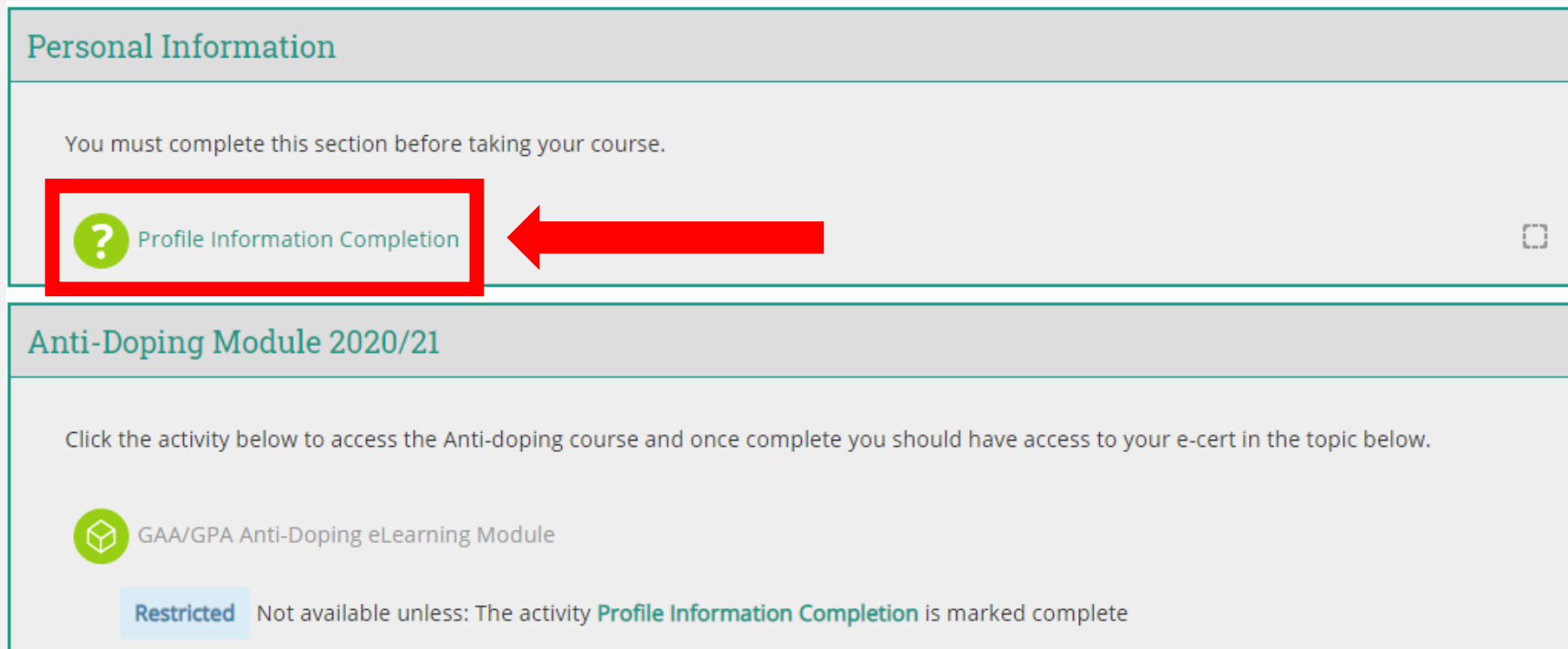
Anti-Doping Module 2020/21

Click the activity below to access the Anti-doping course and once complete you should have access to your e-cert in the topic below.

 GAA/GPA Anti-Doping eLearning Module

# Step 4

- You must first click into *'Profile Information Completion'*
- You will not be able to access the course until you complete this step



The screenshot shows a user interface with two main sections. The top section is titled "Personal Information" and contains the text "You must complete this section before taking your course." Below this text is a list of items, with "Profile Information Completion" highlighted by a red box and a red arrow pointing to it from the right. The bottom section is titled "Anti-Doping Module 2020/21" and contains the text "Click the activity below to access the Anti-doping course and once complete you should have access to your e-cert in the topic below." Below this text is a card for "GAA/GPA Anti-Doping eLearning Module" which has a blue "Restricted" label and the text "Not available unless: The activity Profile Information Completion is marked complete".

**Personal Information**

You must complete this section before taking your course.

**Profile Information Completion**

**Anti-Doping Module 2020/21**

Click the activity below to access the Anti-doping course and once complete you should have access to your e-cert in the topic below.

**GAA/GPA Anti-Doping eLearning Module**

**Restricted** Not available unless: The activity **Profile Information Completion** is marked complete

# Step 5

- Having clicked on ***'Profile Information Completion'*** you will be brought to the page below.
- **Please read this page in full**

Profile Information Completion

Separate groups: All participants

**PLEASE READ BELOW INFORMATION IN FULL:**

In order to be registered as having successfully completed the Anti-Doping course you **MUST** ensure that two pieces of **MANDATORY INFORMATION** are provided in your User Profile before you begin the course.

- 1) A new profile field has been added for ***'Inter County Players only'*** within which you must select your **County and Code**.
- 2) You are also required to ensure that your **postal address is up to date and accurate**.

You can edit your profile by clicking [HERE](#)

**Step by step guide for updating your profiling and commencing the course:**

- **Postal Address information** can be viewed and edited **just below your name and email address**.
- Entering your **County and Code** within the field for ***'Inter County Players only'*** **is located at the bottom of your profile page**.
- To save the changes made to your profile simply click on ***'Update Profile'***, then close the popup window and return to this page.
- Finally, tick the box below that states ***'I have updated my profile'*** and click ***'Save my choice'***.
- Once you have done this please **click here to return and begin the course**.

Your selection: I have updated my profile

I have updated my profile

# Step 6

- You must click through and edit your profile to:
  1. Provide an accurate and up to date Postal Address
  2. Nominate your County and Code

Profile Information Completion

Separate groups: All participants

**PLEASE READ BELOW INFORMATION IN FULL:**

In order to be registered as having successfully completed the Anti-Doping course you **MUST** ensure that two pieces of **MANDATORY INFORMATION** are provided in your User Profile before you begin the course.

- 1) A new profile field has been added for '*Inter County Players only*' within which you must select your **County and Code**.
- 2) You are also required to ensure that your **postal address is up to date and accurate**.

You can edit your profile by clicking [HERE](#)

**Click to open up a new window which contains your User Profile**

**Step by step guide for updating your profiling and commencing the course:**

- ***Postal Address information*** can be viewed and edited **just below your name and email address**.
- Entering your ***County and Code*** within the field for '*Inter County Players only*' **is located at the bottom of your profile page**.
- To save the changes made to your profile simply click on '***Update Profile***', then close the popup window and return to this page.
- Finally, tick the box below that states '***I have updated my profile***' and click '***Save my choice***'.
- Once you have done this please **click here to return and begin the course**.

Your selection: I have updated my profile

I have updated my profile

# Step 7

- A new window will pop-up for the player when they click to edit their profile in Step 5.
- Complete Steps (1) and (2) as outlined below

Kevin Leahy

Timezone Server timezone (Europe/Dublin) ▼

ONLY Fields in Red Rerquired

▼ General

First name \*

Surname \*

Email address \*

Email display Hide my email address from everyone ▼

Address \*

Address 2

Address 3

City/town \*

County (Country region if not Ireland) ▼

Select a country \* Ireland ▼

Postcode - leave blank for Ireland

Timezone Server timezone (Europe/Dublin) ▼

**(1) Ensure that your postal address is accurate**

▶ User picture

▶ Other fields

▶ Association

▶ Affiliation

▶ Role

**(2) Scroll to the bottom of your profile page to nominate your County and Code before clicking on 'Update Profile'**

▼ County Team/Code (Inter-county players only)

Inter-County Team & Code Dublin Football ▼

Update profile



# Step 8

- After you have edited your profile update, you can close that window to return to the screen below
- Follow steps (1) and (2) below

## Profile Information Completion

Separate groups: All participants

### PLEASE READ BELOW INFORMATION IN FULL:

In order to be registered as having successfully completed the Anti-Doping course you **MUST** ensure that two pieces of **MANDATORY INFORMATION** are provided in your User Profile before you begin the course.

- 1) A new profile field has been added for '*Inter County Players only*' within which you must select your **County** and **Code**.
- 2) You are also required to ensure that your **postal address is up to date and accurate**.

You can edit your profile by clicking [HERE](#)

### Step by step guide for updating your profiling and commencing the course:

- **Postal Address information** can be viewed and edited just below your name and email address.
- Entering your **County and Code** within the field for '*Inter County Players only*' is located at the bottom of your profile page.
- To save the changes made to your profile simply click on '**Update Profile**', then close the popup window and return to this page.
- Finally, tick the box below that states '**I have updated my profile**' and click '**Save my choice**'.
- Once you have done this please [click here to return and begin the course](#).

(2) Then Click here

Your selection: I have updated my profile

I have updated my profile

Save my choice

Remove my choice


(1) Click 'I have updated my profile' followed by 'Save my choice'

# Step 9

- The box beside '*Profile Information Completion*' should now be ticked
- You can now enter the course by clicking on '*GAA/GPA Anti-Doping eLearning Module*'


**Personal Information**

You **must** complete this section before taking your course.

 Profile Information Completion

**Anti-Doping Module 2020/21**

Click the activity below to access the Anti-doping course and once complete you should have access to your e-cert in the topic below.

 GAA/GPA Anti-Doping eLearning Module


**(1) Click to begin course – the course will open in a new pop up window**

# Step 10

- After you have fully completed the Course, close the window and return to the Course home page to download your Certificate of Completion


Personal Information

You **must** complete this section before taking your course.

 Profile Information Completion

Anti-Doping Module 2020/21


Click the activity below to access the Anti-doping course and once complete you should have access to your e-cert in the topic below.

 GAA/GPA Anti-Doping eLearning Module


**Restricted** Not available unless: The activity **Profile Information Completion** is marked complete

Certificate

Once you have successfully completed the Anti-doping course above, your e-cert will be available here for download or email.

 GAA/GPA Anti-Doping Completion Certificate 2020/21

**Restricted** Not available unless: The activity **GAA/GPA Anti-Doping eLearning Module** is marked complete

 **(1) Click here**

Summary of previously received certificates

Issued

Thursday, 29 October 2020,  
10:41 AM



Click the button below and your certificate will be sent to you as an email attachment.

**Get your certificate**

 **(2) Generate your Certificate**

# Certificate



 **Anti-Doping**  
AWARENESS PROGRAMME 

**CERTIFICATE OF COMPLETION**  
**Teastas críochnaithe**

This is to certify that

\_\_\_\_\_

has successfully completed the

**GAA Senior Inter-county Anti-doping  
eLearning Course**

Date \_\_\_\_\_